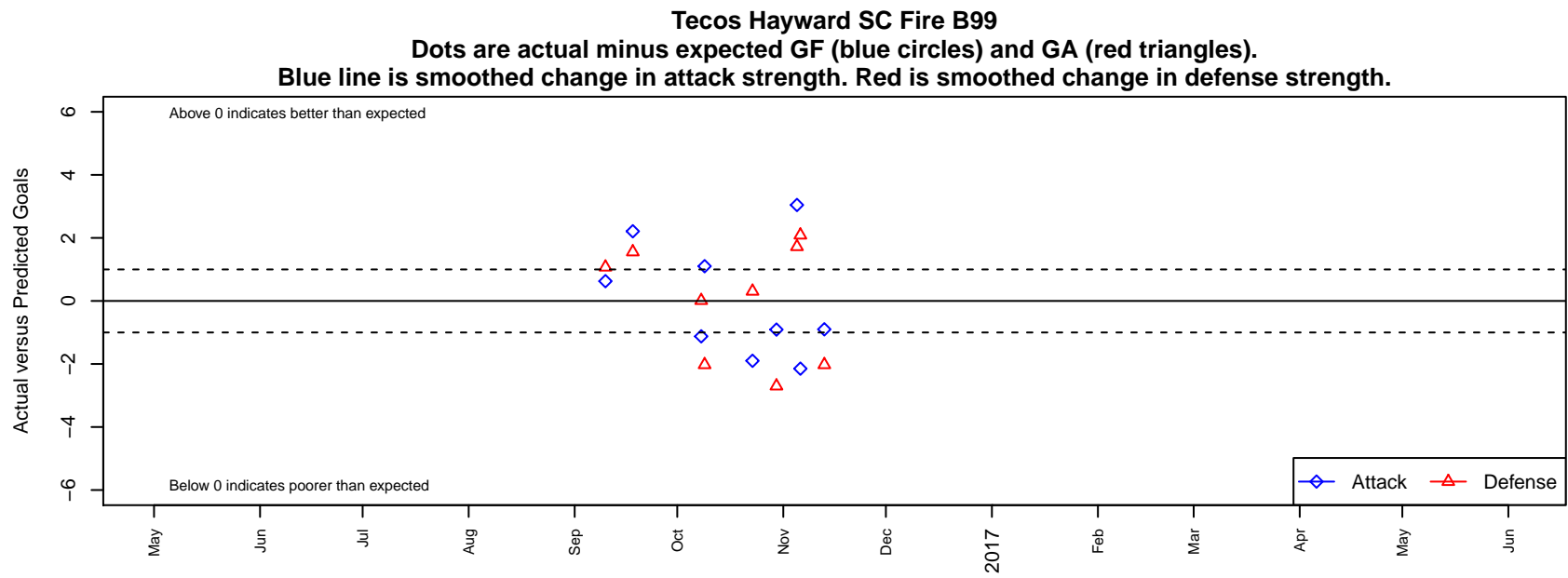


Tecos Hayward SC Fire B99

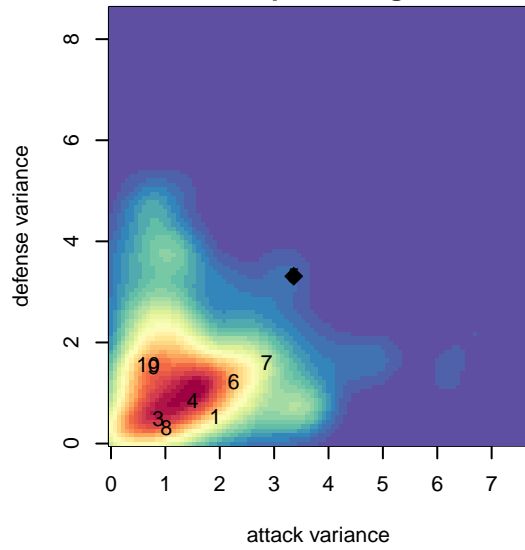
, CAN
B99 total strength=1863
attack=74.67 defense=21.16

alt names used:
TECOS HAYWARD SC TECOS FIRE 99

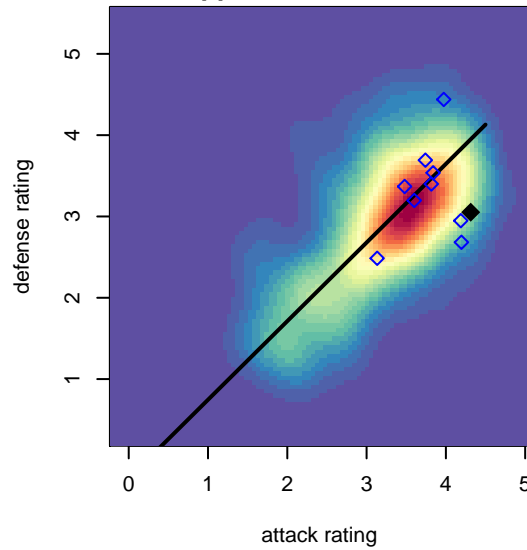
Venues played:
2016 FWRL CAN CRL U18



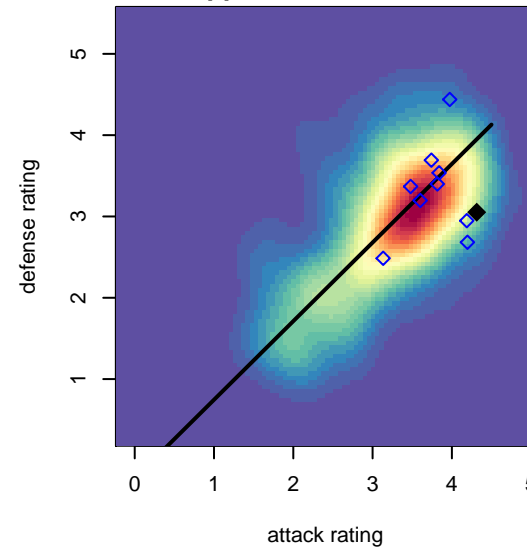
**attack and defense variance (black dot)
relative to other teams
and top 10 in region**



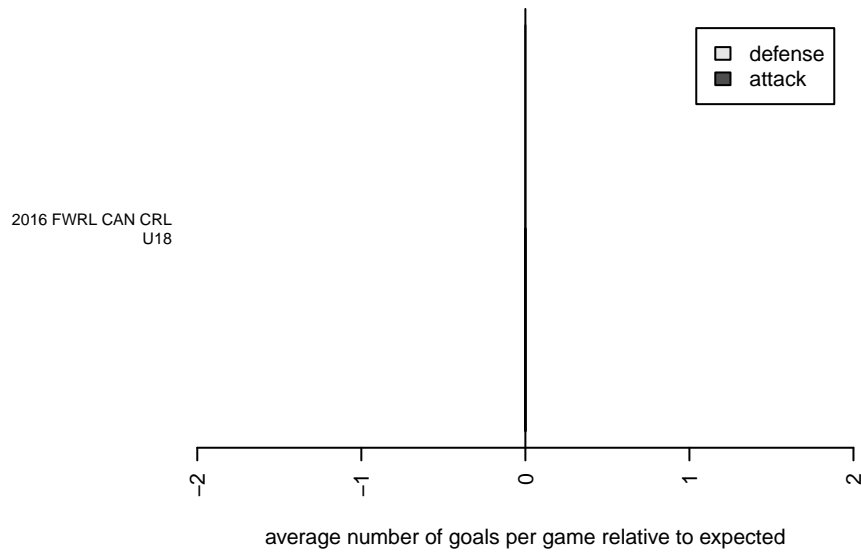
**attack and defense rating
relative to others at age
and all opponents in last 13 months**



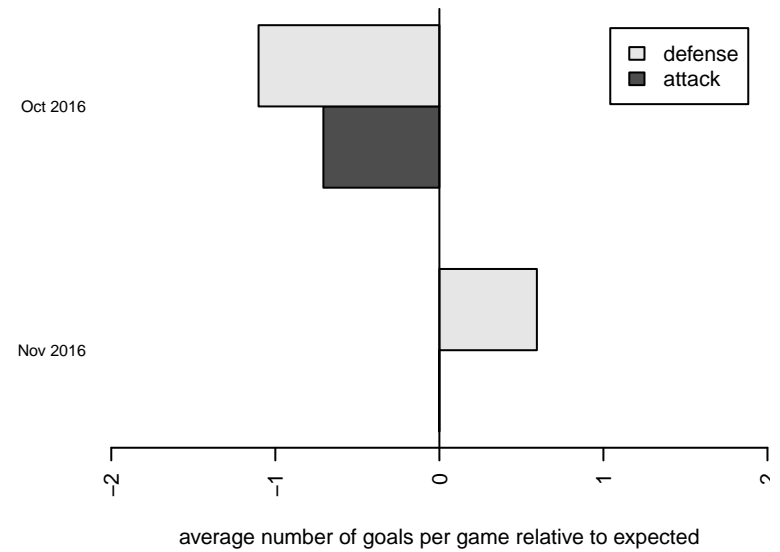
**attack and defense rating
relative to others at age
and all opponents in last 13 months**



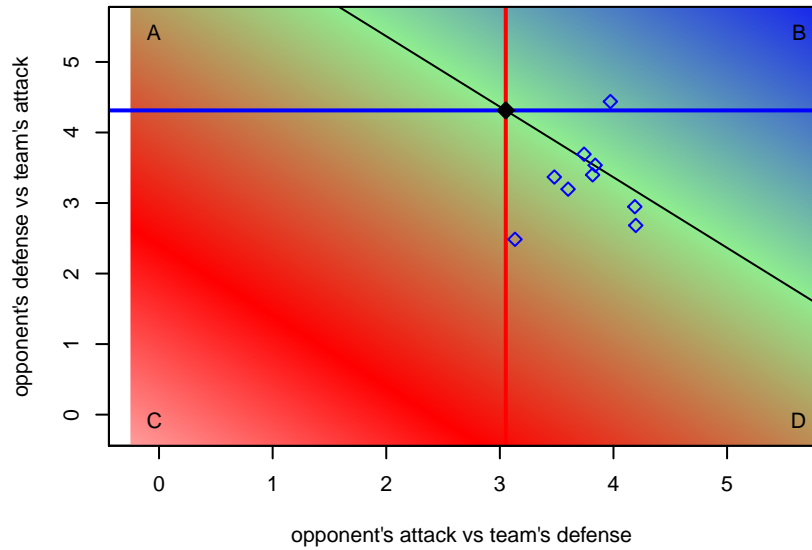
Performance relative to 13 month average



Performance relative to 13 month average



Distribution of opponents
 Red = Lose zone, Blue = Win zone, Green = Even
 Black line separates win/lose zones



lot. A=Neither has attack advantage, B=Opponent has both attack and defense advantage, C=Opponent has both attack and defense disadvantage, D=Both have

date	home		away		venue	pred.home	pred.away
2016-11-13	Tecos Hayward SC Fire B99	2	California Magic SC B99	4	2016 FWRL CAN CRL U18	2.90	1.97
2016-11-06	California Northstars B99	1	Tecos Hayward SC Fire B99	2	2016 FWRL CAN CRL U18	3.09	4.15
2016-11-05	Tecos Hayward SC Fire B99	6	South San Francisco United Force B99	0	2016 FWRL CAN CRL U18	2.96	1.72
2016-10-30	Peninsula SC Galaxy Blue B99	5	Tecos Hayward SC Fire B99	0	2016 FWRL CAN CRL U18	2.30	0.91
2016-10-23	El Camino Real Salinas Pumas B99	2	Tecos Hayward SC Fire B99	0	2016 FWRL CAN CRL U18	2.31	1.90
2016-10-09	Santa Clara Sporting Green B99	4	Tecos Hayward SC Fire B99	3	2016 FWRL CAN CRL U18	1.97	1.90
2016-10-08	Tecos Hayward SC Fire B99	4	San Francisco Mission Green B99	3	2016 FWRL CAN CRL U18	5.12	3.01
2016-09-18	Tecos Hayward SC Fire B99	5	Burlingame Gold B99	0	2016 FWRL CAN CRL U18	2.79	1.55
2016-09-10	Tecos Hayward SC Fire B99	7	Kings Country SC Atletico B99	0	2016 FWRL CAN CRL U18	6.37	1.07